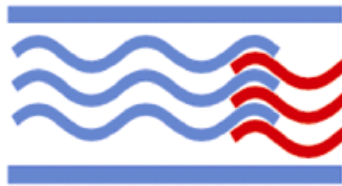


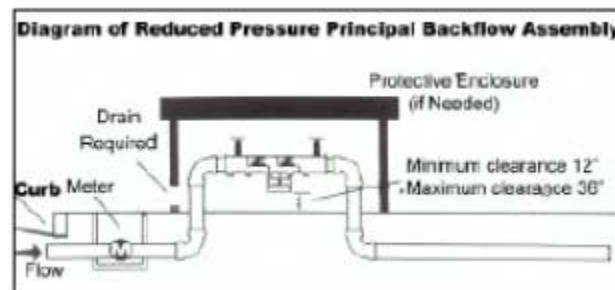
# Backflow Prevention



This brochure has been created for the education of residential and business customers in the Altoga Water Supply Corporation for the purpose of backflow prevention. Hazards such as pumped septic systems, fire sprinkler systems and alternative sources of water, such as a well, require the presence of a functional backflow prevention device.

## Installation and Maintenance of your Backflow Assembly

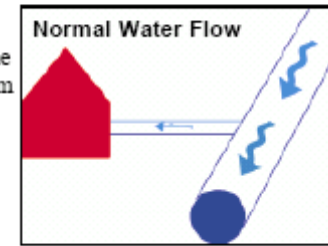
- The assembly most often required is a *Reduced Pressure Principal Backflow Prevention Assembly (RP)*.
- The bottom of an RP must have a minimum of 12" clearance and no more than 36" of clearance to the final grade.
- Cover the assembly for protection from vandals and/or weather. If you are covering with a box you may insulate the inside of the box. Do not insulate the assembly itself. You may also use an insulated bag or blanket.
- Suggestion: Installing the assembly with a rigid, metallic pipe will provide a more stable installation.
- The assembly must be installed on the consumer's water pipe as close as practical to the water meter.
- The backflow assembly must be tested right after installation to ensure proper operation. Please call the Altoga Water Supply at 972-529-9595 to schedule the test. There is a \$40.00 test fee.
- Backflow prevention assemblies must be tested annually. Please look inside this brochure for more information.
- For information on installation of other backflow prevention assembly types contact the office.



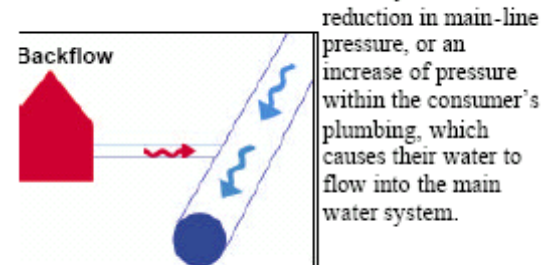
What do the terms backflow and Cross-connection mean?

### Backflow

Water normally flows in one direction; from the main water system into each consumers personal pipes. When the normal flow of water is reversed-that is,



from consumer back into the water system-it is referred to as *backflow*. When *backflow* occurs, the water entering the system can contain pollutants/and or contaminants. Backflow is caused by either a



### Cross-Connection

Cross-Connection is the actual or potential connection between a public or a consumer's potable water system and any other source or system which it is possible to introduce any substance or used water not meant for consumption. A cross-connection can occur accidentally when a plumber/homeowner or other party unintentionally connects a non-potable water pipe into the plumbing system.

### Prevention

To control these cross-connections and prevent backflow, a *Backflow Prevention Assembly* must be installed at the meter. These backflow assemblies must be tested and inspected upon installation to assure they are operating properly. Additionally, they must be tested annually to determine their continued capability to prevent backflow.

## Explanation of the hazard

Great care is taken to make sure the water delivered by the Altoga Water Supply is clean and healthful. The Supply is also responsible for making sure the water remains clean until it reaches you, the consumer.

One step the Supply takes to ensure the quality of the water is to require backflow preventers to be installed by consumers who have potential hazards on their property which have a greater chance of polluting or contaminating our water in case of backflow.

Potential hazards include:

- Pumped septic systems
- Fire sprinkler systems
- Irrigation sprinkler systems
- Multiple water meters
- Solar Water Heaters, and
- Other occupancy or use related hazards

The backflow prevention assembly is the key to preventing unwanted substances in our drinking water as it flows through the distribution system. In case of a drop in pressure in the Supply's water system, the backflow preventer will stop any water from flowing in reverse from the consumer's water lines back into the main water system.

### PREVENTION ASSEMBLY.

**Maintenance:** It is required that the owner of any premises on which protective devices are installed have certified *annual* inspections made of such devices for their water tightness and reliability. The device shall be serviced, overhauled, or replaced whenever found to be defective. Certified records of such inspections and/or repairs are required to be submitted to the AWSC. You may engage any Backflow Prevention Tester who is AWWA certified to perform the test, or you may have one of our certified employees perform the test. However, AWSC will not be responsible for any repairs, re-testing, or any plumbing problems that may occur on your premises due to the testing procedures. The owner shall bear all costs of installation, maintenance, and testing of the backflow prevention assembly.

### Approved Assemblies

#### **Partial List of Backflow Prevention Assemblies**

##### **Sizes 3/4" to 2"**

- Watts 009M2QT
- Wilkins 975XL
- Febco 825Y
- Ames 4000B

Altoga Water Supply Corporation does not endorse any specific Backflow Assembly nor any particular manufacturer of such assemblies.

## Other Backflow Prevention Tips

- Install hose bibb vacuum breakers on spigots. Especially those spigots which may be used for outside fertilization.
- Never leave a hose in a bucket or other container of water
- Make sure the ballcock in your toilet has an air gap; without the air gap it is possible for the water in your toilet tank to flow through the other faucets in your home.

## Supply Requirements

The Altoga Water Supply Corporation has the responsibility of delivering the best quality water possible. It is the Supply's responsibility to prevent water from unapproved sources, or any other potential contaminants from entering the public water supply system.

**Requirements:** *All premises that have a potential water hazard* and are supplied water from the Altoga Water Supply Corporation are required to have a backflow prevention assembly installed at the meter connection. This assembly will protect the Altoga water supply from any contaminants or pollutants due to backflow. This is in compliance with the Texas Water Code Chapter 290 *and* the Altoga Water Supply Corporation Rules and Regulations .

The assembly must be installed at the service connection to any premises on which any material dangerous to health or toxic substance in toxic concentration is or may be handled under pressure. The preferred device that offers the most protection is an approved *REDUCED PRESSURE PRINCIPAL BACKFLOW*